


Virginia State Match June 26, 2010

All Shooters

CDP Champion: Jamie McReynolds CDP - Master 133.12 (13)
 ESP Champion: Scott Warren ESP - Master 132.09 (22)
 SSP Champion: Gary Byerly SSP - Master 131.91 (16)
 ESR Champion: Joe Mabe ESR - Sharpshooter 213.08 (31)
 SSR Champion: Berry Williams SSR - Sharpshooter 234.37 (28)

High Senior: Robert Holleman Jr ESP - Master 140.64 (15)
 High Lady: Tori Nonaka ESP - Expert 159.09 (30)
 High Law Enforcement: Doug Sarsfield SSP - Expert 159.74 (30)
 High Industry: Rob Tate SSP - Master 142.88 (35)
 High Junior: Sonny Morton ESP - Master 148.36 (27)
 High Military: Laura Torres-Reyes SSP - Expert 192.74 (48)
 High Military Veteran: Rob Tate SSP - Master 142.88 (35)
 High Distinguished Senior: Peter Hoffman ESP - Master 159.57 (25)
 Most Accurate: Richard Fletcher SSR - Marksman 264.18 (3)


		Match Score	Stage 1 Car Jack	Stage 2 ATM	Stage 3 Morning	Stage 4 Fell	Stage 5 Cover	Stage 6 Fast Food	Stage 7 Office	Stage 8 Retreat	Stage 9 Garage	Stage 10 Here they
CDP - Master												
DC	McReynolds, Jamie	133.12 (13)	15.75 (0)	10.09 (0)	8.60 (0)	12.74 (4)	11.52 (0)	16.41 (5)	14.36 (1)	17.61 (2)	15.05 (1)	10.99 (0)
1	Carpenter, Thomas	138.41 (14)	15.93 (1)	10.89 (4)	8.68 (0)	12.09 (0)	14.37 (3)	18.25 (1)	11.78 (0)	18.94 (3)	14.86 (0)	12.62 (2)
2	Betzel, Larry	168.58 (34)	21.26 (1)	11.90 (1)	9.91 (1)	15.04 (0)	19.49 (3)	18.40 (7)	16.04 (6)	24.66 (2)	19.56 (11)	12.32 (2)
3	Bramble, David	197.38 (22)	23.59 (1)	11.32 (0)	14.78 (5)	13.42 (1)	15.42 (2)	20.55 (7)	17.00 (1)	23.78 (2)	45.00 (0)	12.52 (3)
CDP - Expert												
1	Rodman, Mike	168.69 (17)	25.38 (4)	12.76 (1)	10.17 (0)	14.15 (1)	15.16 (2)	22.23 (2)	16.10 (1)	23.12 (2)	17.41 (2)	12.21 (2)
2	Rogers, Tony	177.48 (7)	22.93 (2)	12.76 (0)	11.99 (0)	16.58 (0)	16.34 (0)	24.70 (2)	14.09 (0)	25.44 (3)	19.93 (0)	12.72 (0)
3	Hall, John	178.38 (20)	23.35 (2)	11.94 (0)	10.00 (0)	17.64 (4)	27.23 (6)	17.25 (1)	13.71 (1)	21.74 (2)	19.41 (2)	16.11 (2)
4	Briggs, Bob	179.04 (14)	19.55 (1)	12.81 (0)	11.70 (1)	15.85 (1)	16.18 (2)	29.03 (3)	15.98 (1)	24.39 (2)	20.14 (0)	13.41 (3)



Virginia State Match June 26, 2010

All Shooters


	Match Score	Stage 1 Car Jack	Stage 2 ATM	Stage 3 Morning	Stage 4 Fell	Stage 5 Cover	Stage 6 Fast Food	Stage 7 Office	Stage 8 Retreat	Stage 9 Garage	Stage 10 Here they	
CDP - Sharpshooter												
1	Bramble, Rebecca	184.67 (31)	23.15 (5)	16.37 (4)	11.36 (1)	16.04 (1)	16.67 (2)	23.05 (8)	18.47 (4)	26.27 (2)	20.06 (2)	13.23 (2)
2	Dunn, Kevin	200.40 (54)	27.25 (9)	12.81 (2)	15.43 (7)	14.67 (0)	19.15 (2)	26.02 (20)	16.12 (1)	31.74 (7)	22.30 (0)	14.91 (6)
3	Murray, Tom	209.11 (40)	24.36 (6)	14.96 (4)	12.33 (1)	17.22 (3)	28.30 (8)	23.96 (11)	20.25 (6)	25.34 (0)	30.38 (0)	12.01 (1)
4	Widener, Michael	210.68 (18)	23.35 (0)	13.47 (1)	13.85 (0)	18.38 (1)	19.34 (0)	29.20 (12)	19.62 (0)	31.03 (0)	23.85 (2)	18.59 (2)
5	Perkins, Dave	230.53 (12)	35.48 (2)	16.06 (0)	14.72 (1)	21.64 (0)	25.72 (0)	22.48 (4)	19.56 (2)	34.46 (2)	23.68 (0)	16.73 (1)
6	Jones, Wayne	233.52 (39)	35.62 (9)	17.64 (6)	14.05 (1)	18.30 (3)	23.96 (2)	30.54 (9)	20.00 (3)	33.21 (4)	24.36 (0)	15.84 (2)
7	Kincaid III, John	234.75 (49)	32.87 (8)	18.60 (0)	16.19 (3)	17.36 (1)	27.35 (8)	24.58 (9)	18.49 (2)	30.99 (8)	31.04 (5)	17.28 (5)
8	Schullery, Dave	251.75 (43)	33.87 (7)	23.94 (1)	13.98 (0)	17.34 (1)	17.66 (4)	26.31 (6)	19.09 (4)	54.00 (0)	26.13 (9)	19.43 (11)
9	Holbrook, Roger	265.17 (54)	28.43 (9)	30.00 (1)	17.45 (0)	20.05 (5)	27.24 (7)	27.94 (15)	26.34 (4)	35.65 (9)	37.48 (3)	14.59 (1)
10	Yeck, Michael	277.14 (74)	30.17 (7)	21.66 (2)	17.49 (0)	24.84 (6)	27.14 (14)	29.14 (15)	20.97 (1)	45.42 (11)	29.10 (6)	31.21 (12)
CDP - Marksman												
1	Keith, Roy	184.87 (27)	24.09 (7)	13.40 (0)	14.36 (1)	15.72 (1)	22.74 (2)	30.59 (14)	12.63 (1)	21.33 (0)	18.20 (1)	11.81 (0)
2	Toussaint, Robert	205.46 (22)	26.87 (1)	17.52 (2)	15.05 (0)	18.78 (1)	18.38 (3)	28.15 (7)	17.74 (2)	26.45 (1)	20.44 (1)	16.08 (4)
3	Schullery, Tom	235.04 (47)	25.67 (5)	17.93 (3)	15.63 (1)	19.00 (4)	23.34 (8)	29.19 (3)	19.08 (4)	35.17 (4)	31.57 (11)	18.46 (4)
4	Holder, Mark	241.15 (27)	32.10 (3)	15.23 (0)	15.53 (0)	21.15 (0)	32.34 (2)	22.11 (5)	24.18 (2)	28.96 (1)	31.67 (7)	17.88 (7)
5	Kincaid, Steve	274.94 (42)	40.76 (7)	24.12 (0)	15.05 (0)	23.89 (1)	24.50 (0)	40.20 (10)	19.95 (1)	32.44 (1)	34.11 (15)	19.92 (7)
6	Callahan, Steve	297.20 (58)	30.13 (5)	21.58 (2)	34.24 (2)	23.49 (3)	30.20 (5)	31.80 (14)	25.45 (6)	43.83 (2)	36.00 (14)	20.48 (5)
ESP - Master												
DC	Warren, Scott	132.09 (22)	16.93 (5)	9.87 (0)	13.84 (0)	10.41(1)	10.98(1)	13.86(4)	12.85 (0)	16.79 (2)	16.88 (7)	9.68 (2)
1	Edwards, Jason	133.26 (36)	12.26(2)	9.49(2)	8.43 (0)	12.65 (1)	11.05 (2)	17.36 (9)	12.60 (4)	15.34 (0)	23.85 (15)	10.23 (1)
2	Dye, Mark	140.62 (24)	14.96 (1)	9.55 (0)	7.82(0)	14.53 (1)	15.23 (1)	14.79 (3)	19.22 (6)	14.26(2)	20.36 (10)	9.90 (0)
3	Holleman Jr, Robert	140.64 (15)	15.31 (2)	10.75 (2)	13.38 (2)	12.38 (1)	14.97 (1)	15.87 (5)	12.78 (2)	18.85 (0)	15.99 (0)	10.36 (0)
4	Crouch, Gary	145.75 (24)	17.81 (1)	11.69 (2)	9.17 (0)	13.52 (4)	14.64 (1)	19.36 (9)	13.06 (2)	17.45 (2)	16.88 (0)	12.17 (3)
5	Morton, Sonny	148.36 (27)	20.05 (9)	10.51 (1)	8.52 (0)	15.35 (0)	15.69 (6)	16.60 (3)	15.31 (3)	20.26 (2)	15.16 (0)	10.91 (3)
6	Honeycutt, Richard	158.53 (37)	19.88 (8)	12.95 (2)	9.73 (0)	13.89 (0)	15.24 (1)	20.25 (11)	14.05 (0)	20.71 (6)	21.03 (9)	10.80 (0)
7	Hoffman, Peter	159.57 (25)	24.87 (6)	13.23 (1)	10.45 (2)	14.33 (2)	14.20 (0)	17.70 (5)	15.98 (3)	19.75 (3)	17.23 (2)	11.83 (1)
8	Tate, Roger	164.21 (65)	22.24 (13)	10.44 (1)	8.87 (1)	14.44 (3)	18.34 (9)	24.81 (11)	13.97 (5)	20.87 (11)	19.56 (8)	10.67 (3)



Virginia State Match June 26, 2010

All Shooters


	<u>Match Score</u>	<u>Stage 1 Car Jack</u>	<u>Stage 2 ATM</u>	<u>Stage 3 Morning</u>	<u>Stage 4 Fell</u>	<u>Stage 5 Cover</u>	<u>Stage 6 Fast Food</u>	<u>Stage 7 Office</u>	<u>Stage 8 Retreat</u>	<u>Stage 9 Garage</u>	<u>Stage 10 Here they</u>
ESP - Expert											
1 Nonaka, Tori	159.09 (30)	17.75 (4)	15.70 (7)	10.88 (0)	14.12 (0)	16.30 (6)	17.42 (4)	14.31 (3)	22.11 (4)	18.35 (1)	12.15 (1)
2 Freeman, Terry	159.46 (15)	21.44 (2)	11.14 (0)	9.75 (1)	15.68 (2)	14.86 (1)	18.28 (4)	14.00 (0)	25.06 (3)	17.17 (1)	12.08 (1)
3 Dye, Christopher	161.87 (45)	23.98 (7)	13.45 (3)	8.49 (0)	11.11 (1)	14.53 (0)	19.96 (13)	18.11 (12)	19.82 (2)	20.19 (5)	12.23 (2)
4 Woidyla, John	164.18 (13)	26.08 (5)	12.59 (1)	9.55 (0)	14.44 (0)	14.81 (2)	18.22 (3)	15.18 (0)	21.25 (1)	23.14 (0)	8.92(1)
5 Duncan, John	170.14 (44)	21.43 (8)	17.55 (6)	10.10 (2)	13.42 (1)	16.40 (3)	21.07 (7)	17.73 (9)	17.93 (3)	21.41 (3)	13.10 (2)
6 Johnson, David	205.43 (77)	23.25 (2)	19.35 (18)	8.52 (0)	22.68 (12)	18.09 (6)	28.24 (6)	16.02 (2)	29.88 (19)	22.54 (7)	16.86 (5)
7 Hicks, Charles	206.59 (49)	27.94 (9)	14.99 (1)	15.36 (0)	16.33 (3)	25.05 (9)	26.17 (7)	17.32 (2)	23.82 (4)	25.51 (11)	14.10 (3)
8 Morton, Nevitt	213.84 (86)	30.02 (18)	14.96 (4)	18.19 (2)	14.44 (1)	24.92 (12)	20.36 (7)	16.04 (9)	25.99 (7)	36.76 (22)	12.16 (4)
9 Riehl, Mark	214.90 (27)	29.91 (5)	14.00 (0)	12.30 (1)	17.59 (2)	19.47 (1)	32.38 (8)	16.72 (0)	26.04 (1)	30.15 (4)	16.34 (5)
ESP - Sharpshooter											
1 Bowser, Cindy	169.74 (29)	21.05 (3)	11.70 (0)	11.20 (2)	19.61 (9)	18.82 (1)	17.90 (0)	14.10 (2)	21.36 (2)	20.26 (4)	13.74 (6)
2 Johnson, Wes	179.31 (33)	22.09 (6)	13.85 (2)	10.77 (2)	14.33 (0)	18.56 (1)	23.08 (13)	17.30 (2)	21.60 (3)	24.81 (2)	12.92 (2)
3 Barb, Jay	185.02 (49)	22.69 (10)	15.22 (8)	11.71 (0)	11.00 (1)	21.51 (8)	25.57 (7)	13.32 (0)	24.87 (3)	26.64 (11)	12.49 (1)
4 Bennett, Larry	187.63 (45)	31.44 (19)	10.21 (0)	10.88 (2)	16.13 (3)	22.60 (9)	25.05 (1)	15.55 (2)	24.70 (2)	19.48 (4)	11.59 (3)
5 Riner, Harvey	188.01 (20)	17.76 (4)	12.41 (0)	17.59 (0)	16.15 (0)	14.06 (1)	26.87 (3)	21.37 (2)	24.34 (1)	23.19 (7)	14.27 (2)
6 Horton, Lloyd	197.60 (49)	23.37 (6)	14.27 (4)	17.16 (2)	14.18 (3)	16.59 (4)	30.80 (16)	16.62 (1)	27.86 (11)	23.10 (1)	13.65 (1)
7 Roberts, David	203.10 (39)	25.33 (7)	26.57 (0)	16.89 (0)	16.67 (4)	21.64 (3)	18.03 (2)	16.14 (1)	23.62 (8)	22.11 (8)	16.10 (6)
8 Pardue Jr, Tom	218.56 (51)	20.49 (4)	12.14 (1)	13.19 (1)	15.75 (4)	21.81 (11)	29.64 (16)	23.82 (2)	22.67 (3)	34.30 (7)	24.75 (2)
9 Le Ray, Simon	223.37 (27)	27.35 (1)	15.62 (1)	13.62 (0)	18.58 (0)	35.80 (11)	26.15 (8)	17.90 (1)	30.22 (5)	21.82 (0)	16.31 (0)
10 Edmiston, Walter	223.64 (50)	23.41 (4)	20.81 (7)	14.04 (2)	15.19 (1)	31.89 (5)	29.02 (12)	26.81 (12)	21.66 (1)	23.25 (1)	17.56 (5)
11 Ash, Cathy	230.54 (32)	25.07 (9)	16.94 (1)	15.40 (1)	20.73 (2)	19.27 (3)	32.90 (5)	17.86 (3)	24.47 (2)	42.03 (2)	15.87 (4)
12 Green, Wayne	258.88 (21)	33.01 (2)	19.08 (1)	14.66 (0)	24.63 (6)	28.28 (0)	25.84 (5)	23.26 (2)	32.12 (1)	34.35 (2)	23.65 (2)
13 Atkisson, Byrl	260.40 (63)	26.70 (5)	21.02 (2)	17.95 (5)	20.82 (3)	26.60 (11)	28.04 (4)	22.65 (3)	40.38 (17)	36.56 (11)	19.68 (2)



Virginia State Match June 26, 2010

All Shooters


	Match Score	Stage 1 Car Jack	Stage 2 ATM	Stage 3 Morning	Stage 4 Fell	Stage 5 Cover	Stage 6 Fast Food	Stage 7 Office	Stage 8 Retreat	Stage 9 Garage	Stage 10 Here they
ESP - Marksman											
1 Elkins, Jim	180.93 (44)	19.75 (4)	15.46 (0)	13.98 (1)	17.22 (4)	19.22 (2)	20.14 (7)	15.34 (4)	27.16 (10)	16.14 (1)	16.52 (11)
2 Murray, Terry	216.21 (48)	27.81 (7)	21.27 (5)	13.05 (0)	16.54 (3)	25.54 (7)	23.61 (9)	19.03 (3)	27.21 (5)	27.73 (6)	14.42 (3)
3 Overbay, Ira	225.24 (26)	30.04 (7)	14.62 (0)	16.29 (1)	18.04 (0)	25.13 (0)	25.59 (12)	22.48 (3)	23.72 (1)	33.73 (0)	15.60 (2)
4 Kennedy, Stephen	253.31 (34)	30.75 (5)	22.81 (1)	17.08 (1)	21.80 (2)	22.08 (0)	28.08 (12)	26.18 (4)	33.96 (6)	30.60 (2)	19.97 (1)
5 Harris, Earl	269.67 (22)	26.69 (1)	21.61 (1)	17.89 (0)	26.18 (1)	28.88 (1)	34.78 (13)	24.25 (1)	33.03 (0)	36.22 (1)	20.14 (3)
6 Kilcoyne, Cindy	271.17 (54)	31.85 (7)	22.10 (2)	15.12 (0)	16.72 (0)	33.66 (8)	34.81 (22)	23.40 (1)	37.92 (2)	43.23 (7)	12.36 (5)
7 Inman, Gary	272.16 (79)	28.75 (5)	18.83 (1)	19.52 (7)	22.66 (1)	44.00 (29)	30.36 (6)	22.42 (7)	34.68 (10)	33.79 (5)	17.15 (8)
8 Kelley, Jay	276.43 (33)	39.43 (0)	22.99 (0)	18.25 (0)	21.83 (2)	29.12 (5)	29.46 (12)	23.33 (0)	40.09 (5)	34.61 (8)	17.32 (1)
9 Pate, Ken	288.12 (101)	28.36 (11)	21.81 (0)	15.90 (2)	23.03 (5)	30.36 (16)	40.92 (18)	23.43 (12)	32.55 (7)	51.11 (19)	20.65 (11)
10 Miller, Homer	294.60 (93)	34.57 (19)	22.90 (3)	21.07 (9)	24.54 (1)	46.83 (18)	35.79 (16)	20.46 (1)	36.13 (5)	30.99 (10)	21.32 (11)
11 Paige, Joe	295.16 (32)	54.70 (2)	19.85 (0)	17.29 (0)	26.25 (4)	23.83 (1)	46.30 (11)	25.36 (2)	31.82 (5)	26.87 (4)	22.89 (3)
12 Seaver, Jim	315.98 (74)	37.38 (12)	20.49 (2)	19.66 (2)	19.85 (1)	67.84 (26)	34.81 (7)	24.81 (3)	34.42 (7)	35.33 (7)	21.39 (7)
13 Stephens, Warren	322.58 (66)	58.15 (38)	28.97 (1)	17.74 (2)	28.32 (4)	30.82 (2)	27.08 (4)	27.30 (6)	38.02 (2)	46.78 (4)	19.40 (3)
McReynolds, Kristi	INC	(0)	(0)	(0)	(0)	(0)	42.93 (25)	22.39 (3)	37.09 (5)	(0)	19.55 (0)
ESP - Novice											
1 Guilloz, Donald	240.23 (77)	28.24 (9)	16.24 (2)	15.85 (4)	19.22 (6)	24.17 (13)	25.61 (8)	18.18 (5)	40.25 (12)	32.21 (10)	20.26 (8)
2 Raines, Dwight	278.65 (51)	34.85 (11)	19.43 (2)	27.79 (0)	21.31 (1)	32.68 (8)	31.57 (18)	23.60 (2)	37.88 (0)	31.13 (6)	18.41 (3)
3 Bishop, Wayne	446.14 (119)	42.63 (13)	42.35 (19)	25.26 (1)	44.70 (13)	48.20 (10)	42.20 (22)	31.44 (3)	72.73 (6)	72.77 (18)	23.86 (14)
SSP - Master											
DC Byerly, Gary	131.91 (16)	25.09 (5)	9.56 (1)	8.18 (0)	11.14 (1)	11.94 (2)	15.58 (5)	11.06(1)	14.50 (0)	14.41(0)	10.45 (1)
1 Spraker, Brian	140.17 (28)	16.63 (4)	10.08 (3)	9.72 (2)	11.76 (4)	13.52 (0)	15.68 (2)	13.05 (2)	19.20 (6)	20.51 (5)	10.02 (0)
2 Tate, Rob	142.88 (35)	16.31 (5)	11.29 (2)	8.06 (0)	13.48 (5)	15.86 (6)	15.10 (3)	14.65 (2)	17.70 (2)	18.22 (7)	12.21 (3)
3 Mullins, Seth	156.30 (33)	18.42 (4)	12.92 (1)	9.20 (1)	12.38 (0)	14.28 (1)	20.15 (9)	12.93 (3)	21.20 (2)	23.79 (11)	11.03 (1)
4 Traynor, Brian	158.31 (40)	16.60 (1)	10.93 (3)	10.70 (0)	12.89 (3)	22.28 (5)	23.11 (11)	13.60 (3)	16.54 (3)	15.78 (1)	15.88 (10)
5 Molnar, Chris	160.46 (33)	20.31 (9)	12.65 (2)	10.13 (1)	13.14 (1)	22.57 (6)	16.70 (3)	14.85 (5)	21.12 (3)	18.31 (2)	10.68 (1)



Virginia State Match June 26, 2010

All Shooters


	<u>Match Score</u>	<u>Stage 1 Car Jack</u>	<u>Stage 2 ATM</u>	<u>Stage 3 Morning</u>	<u>Stage 4 Fell</u>	<u>Stage 5 Cover</u>	<u>Stage 6 Fast Food</u>	<u>Stage 7 Office</u>	<u>Stage 8 Retreat</u>	<u>Stage 9 Garage</u>	<u>Stage 10 Here they</u>
SSP - Expert											
1 Sarsfield, Doug	159.74 (30)	19.57 (4)	11.16 (0)	8.88 (0)	13.79 (1)	13.03 (2)	23.01 (9)	14.40 (3)	22.29 (2)	17.57 (2)	16.04 (7)
2 King, Chase	162.23 (25)	22.28 (2)	10.98 (1)	15.20 (0)	12.51 (2)	15.20 (1)	19.09 (7)	14.70 (4)	18.16 (2)	18.85 (0)	15.26 (6)
3 Kaylor, Roger	166.79 (20)	22.15 (4)	12.69 (1)	9.54 (0)	14.87 (3)	16.34 (0)	21.81 (8)	14.41 (1)	19.18 (0)	23.52 (1)	12.28 (2)
4 Harris, Allan	172.84 (63)	18.48 (8)	10.49 (1)	8.65 (0)	13.90 (3)	18.59 (8)	24.18 (17)	16.86 (5)	27.44 (15)	21.30 (2)	12.95 (4)
5 Hurt, Bruce	175.71 (22)	25.64 (7)	13.68 (3)	9.65 (0)	22.35 (1)	13.71 (2)	19.35 (3)	18.25 (1)	20.52 (2)	18.97 (2)	13.59 (1)
6 Faggart, Dallas	184.06 (30)	22.30 (1)	27.88 (14)	11.00 (0)	14.41 (2)	20.11 (9)	23.29 (2)	15.33 (0)	22.69 (2)	17.30 (0)	9.75 (0)
7 Hall, David	190.82 (42)	24.09 (4)	14.09 (0)	11.16 (3)	14.98 (5)	15.93 (2)	34.04 (16)	15.87 (5)	22.81 (3)	24.17 (3)	13.68 (1)
8 Torres-Reyes, Laura	192.74 (48)	25.60 (8)	24.70 (8)	10.85 (1)	14.45 (3)	18.62 (3)	27.67 (15)	17.63 (4)	18.91 (3)	20.81 (2)	13.50 (1)
9 Giammattei, Paul	211.35 (36)	25.95 (6)	15.85 (0)	13.55 (1)	18.28 (2)	18.48 (5)	34.34 (11)	18.84 (2)	28.30 (4)	22.30 (3)	15.46 (2)
10 Riggs, Ron	211.88 (58)	27.32 (5)	16.45 (4)	13.06 (1)	18.84 (12)	23.55 (6)	29.17 (22)	17.91 (2)	27.75 (1)	24.64 (5)	13.19 (0)
11 Jackson, Guy	215.00 (33)	26.10 (4)	16.59 (0)	14.39 (0)	19.17 (4)	19.84 (5)	23.29 (4)	23.77 (2)	26.91 (2)	26.17 (6)	18.77 (6)
12 Thompson, Jeffrey	216.02 (41)	28.99 (7)	13.58 (0)	12.61 (0)	17.92 (3)	19.29 (5)	29.62 (2)	17.46 (4)	26.53 (2)	35.96 (17)	14.06 (1)



Virginia State Match June 26, 2010

All Shooters


	Match Score	Stage 1 Car Jack	Stage 2 ATM	Stage 3 Morning	Stage 4 Fell	Stage 5 Cover	Stage 6 Fast Food	Stage 7 Office	Stage 8 Retreat	Stage 9 Garage	Stage 10 Here they
SSP - Sharpshooter											
1 Mills, Anthony	169.68 (54)	20.86 (8)	11.46 (4)	9.74 (0)	14.24 (3)	19.51 (4)	18.08 (8)	13.47 (2)	21.24 (6)	27.51 (15)	13.57 (4)
2 Merrill, David	187.32 (25)	24.45 (1)	12.28 (1)	11.86 (1)	20.62 (2)	19.94 (3)	17.33 (2)	15.68 (2)	23.61 (0)	26.78 (12)	14.77 (1)
3 Kinsler, Daniel	188.45 (45)	24.32 (11)	12.80 (0)	13.86 (5)	16.67 (1)	14.96 (2)	22.84 (9)	15.38 (4)	29.72 (3)	19.19 (1)	18.71 (9)
4 Pierson, Jeff	190.75 (39)	23.47 (4)	16.40 (6)	13.38 (2)	18.22 (7)	18.21 (2)	28.39 (11)	17.83 (2)	21.89 (3)	19.90 (0)	13.06 (2)
5 Jones, Harvey	192.92 (32)	22.21 (3)	12.39 (1)	11.31 (0)	17.43 (0)	17.16 (4)	31.12 (13)	16.01 (3)	24.58 (3)	26.70 (2)	14.01 (3)
6 Bends, Brad	193.88 (62)	24.31 (6)	13.02 (1)	11.64 (2)	14.14 (2)	28.77 (16)	18.50 (4)	15.32 (3)	26.95 (7)	27.54 (17)	13.69 (4)
7 Sheppard, Jason	194.77 (34)	20.70 (5)	13.36 (0)	12.20 (0)	15.21 (3)	32.99 (7)	16.38 (3)	20.24 (7)	22.79 (0)	19.46 (1)	21.44 (8)
8 DeSanto, Bob	207.86 (24)	26.53 (6)	16.91 (0)	13.87 (0)	17.24 (4)	20.59 (0)	31.15 (5)	18.00 (4)	24.40 (2)	24.60 (0)	14.57 (3)
9 Reed, Michael	208.35 (46)	31.21 (6)	14.73 (5)	13.89 (1)	10.60 (0)	21.98 (3)	33.07 (15)	16.87 (0)	30.92 (11)	21.37 (3)	13.71 (2)
10 Blackwell, David	208.63 (115)	25.38 (22)	11.45 (1)	11.83 (3)	24.31 (10)	16.99 (3)	22.83 (12)	14.84 (3)	26.23 (9)	32.89 (16)	21.88 (36)
11 Henson, Mike	208.80 (64)	20.73 (4)	15.18 (7)	13.67 (4)	19.65 (6)	22.65 (10)	22.13 (8)	17.07 (6)	36.54 (9)	25.04 (7)	16.14 (3)
12 Hewlett, Jeff	222.50 (66)	26.17 (9)	15.34 (2)	13.27 (2)	19.32 (5)	23.42 (9)	20.88 (8)	20.37 (5)	35.41 (9)	32.15 (13)	16.17 (4)
13 Lane, Ken	223.79 (68)	23.28 (5)	14.32 (0)	17.17 (2)	20.19 (8)	20.93 (1)	31.65 (29)	20.49 (5)	31.85 (12)	27.39 (3)	16.52 (3)
14 Barringer, Robert	223.97 (57)	28.26 (5)	14.05 (1)	16.47 (1)	17.32 (2)	25.04 (8)	29.09 (10)	28.56 (17)	29.51 (5)	21.36 (6)	14.31 (2)
15 Meadows, Daniel	232.08 (72)	26.77 (10)	13.75 (0)	14.85 (1)	19.49 (3)	25.29 (11)	23.51 (15)	24.08 (7)	38.06 (11)	30.35 (12)	15.93 (2)
16 McMurray, Trevor	236.61 (66)	25.48 (7)	15.86 (4)	20.15 (1)	33.08 (14)	22.56 (9)	28.19 (13)	19.16 (5)	26.21 (5)	28.65 (3)	17.27 (5)
17 Gill, Greg	253.10 (62)	39.13 (13)	16.89 (0)	22.80 (0)	22.33 (1)	32.63 (12)	28.78 (12)	19.59 (9)	28.87 (6)	27.35 (4)	14.73 (5)
18 Dison, Mark	261.57 (57)	48.88 (10)	15.83 (5)	17.07 (3)	16.32 (2)	24.67 (2)	39.44 (19)	18.31 (2)	33.68 (1)	31.05 (8)	16.32 (5)
19 Owens, Greg	274.86 (86)	34.15 (1)	20.77 (2)	14.60 (0)	19.42 (5)	29.58 (3)	27.95 (17)	21.17 (6)	43.76 (17)	43.97 (22)	19.49 (13)
Nachman, Marc	INC	(0)	(0)	(0)	(0)	(0)	47.04 (33)	52.02 (13)	47.11 (8)	39.56 (15)	30.92 (5)



Virginia State Match June 26, 2010

All Shooters

	Match Score	Stage 1 Car Jack	Stage 2 ATM	Stage 3 Morning	Stage 4 Fell	Stage 5 Cover	Stage 6 Fast Food	Stage 7 Office	Stage 8 Retreat	Stage 9 Garage	Stage 10 Here they
SSP - Marksman											
1 Holleman, Suzanne	234.53 (32)	29.90 (5)	16.60 (2)	15.65 (1)	19.82 (3)	22.51 (1)	30.77 (5)	19.78 (5)	30.35 (2)	31.26 (6)	17.89 (2)
2 Lundy, William	241.15 (69)	27.38 (12)	23.83 (9)	18.43 (0)	20.20 (4)	27.26 (3)	32.22 (21)	22.58 (4)	25.67 (3)	24.82 (4)	18.76 (9)
3 Bailey, Leonard	248.52 (107)	39.49 (26)	16.73 (7)	13.77 (0)	26.01 (7)	21.51 (5)	25.66 (11)	27.41 (18)	32.25 (17)	28.88 (11)	16.81 (5)
4 Moss, William	251.78 (39)	32.69 (8)	20.44 (1)	14.08 (0)	20.92 (1)	37.73 (5)	25.79 (9)	24.50 (3)	29.80 (5)	30.34 (6)	15.49 (1)
5 McMurray, Matthew	272.09 (70)	27.33 (6)	20.07 (7)	15.75 (0)	24.61 (7)	40.03 (8)	31.15 (24)	25.17 (2)	37.43 (9)	31.15 (3)	19.40 (4)
6 Collier, Kevin	280.27 (101)	27.78 (17)	24.60 (9)	16.26 (7)	18.39 (5)	30.26 (10)	51.05 (23)	17.87 (1)	32.36 (5)	43.73 (15)	17.97 (9)
7 Edmiston, Joshua	285.90 (89)	26.50 (5)	31.12 (11)	19.96 (2)	22.82 (5)	37.10 (14)	29.23 (23)	26.31 (8)	35.71 (6)	39.86 (11)	17.29 (4)
8 Lemons, Gary	303.01 (57)	33.60 (8)	18.11 (0)	37.01 (0)	13.67 (0)	31.50 (7)	41.41 (17)	24.16 (2)	31.60 (2)	51.56 (11)	20.39 (10)
9 Madden, Mike	328.04 (184)	21.93 (14)	16.38 (10)	19.93 (7)	23.15 (12)	45.70 (25)	35.54 (25)	65.86 (13)	35.95 (32)	44.76 (30)	18.84 (16)
10 Hubbard, Scott	335.15 (134)	41.38 (21)	23.78 (8)	18.90 (4)	26.82 (3)	31.97 (10)	37.41 (13)	26.58 (3)	42.44 (9)	60.60 (55)	25.27 (8)
11 Bennett, Tom	344.42 (73)	36.84 (2)	33.31 (1)	18.36 (4)	35.86 (3)	41.37 (13)	50.30 (19)	30.86 (5)	30.88 (7)	46.14 (8)	20.50 (11)
SSP - Novice											
1 Sapp, David	288.15 (46)	32.10 (9)	21.42 (1)	19.48 (0)	28.69 (3)	38.89 (8)	34.32 (18)	21.20 (2)	37.46 (1)	36.74 (1)	17.85 (3)
2 Pietrass, Tanja	335.99 (142)	44.29 (22)	22.18 (3)	18.59 (5)	23.76 (11)	60.40 (23)	35.46 (26)	29.83 (13)	46.56 (16)	40.18 (13)	14.74 (10)
3 Williams, Zoe	369.73 (96)	62.28 (15)	26.91 (5)	26.08 (2)	32.70 (3)	33.23 (5)	44.46 (15)	26.59 (5)	42.81 (11)	50.23 (25)	24.44 (10)
4 Wease, Harry	412.29 (62)	49.78 (0)	35.02 (0)	27.09 (0)	20.38 (6)	40.45 (10)	59.82 (17)	52.98 (5)	48.94 (2)	55.58 (18)	22.25 (4)
ESR - Sharpshooter											
DC Mabe, Joe	213.08 (31)	23.16 (6)	15.94 (0)	11.08 (0)	16.50 (2)	25.11 (6)	24.27 (4)	17.67 (3)	26.02 (1)	39.06 (6)	14.27 (3)
1 Almeda, Matt	261.24 (31)	32.23 (3)	17.17 (1)	14.26 (1)	18.99 (2)	23.13 (1)	43.01 (14)	25.99 (1)	32.02 (3)	39.11 (3)	15.33 (2)
2 McHaffa, Richard	281.91 (15)	32.23 (1)	22.50 (0)	18.15 (0)	20.70 (0)	24.88 (1)	33.36 (5)	27.31 (1)	39.13 (0)	44.16 (7)	19.49 (0)
ESR - Marksman											
1 Redding, Steve	227.58 (18)	24.91 (1)	16.32 (2)	14.10 (0)	18.85 (1)	26.41 (2)	27.89 (8)	20.46 (0)	27.31 (3)	27.00 (0)	24.33 (1)
2 Rizzico, David	309.90 (72)	38.19 (18)	20.50 (2)	15.09 (1)	24.36 (3)	31.43 (9)	32.13 (8)	24.18 (4)	55.21 (8)	49.77 (14)	19.04 (5)
SSR - Sharpshooter											
DC Williams, Berry	234.37 (28)	24.13 (3)	18.14 (1)	14.06 (1)	15.78 (2)	24.11 (1)	34.26 (4)	19.84 (4)	33.64 (3)	32.19 (7)	18.22 (2)
1 Fry, Gary	279.31 (36)	40.99 (8)	21.58 (1)	16.52 (0)	21.18 (1)	24.84 (7)	32.94 (9)	23.59 (0)	39.07 (0)	39.74 (7)	18.86 (3)
2 Ashton, Stuart	335.71 (53)	36.53 (4)	26.18 (4)	19.93 (6)	22.50 (2)	46.77 (13)	38.10 (8)	28.08 (2)	49.89 (4)	47.62 (7)	20.11 (3)



Virginia State Match June 26, 2010

All Shooters

	Match Score	Stage 1 Car Jack	Stage 2 ATM	Stage 3 Morning	Stage 4 Fell	Stage 5 Cover	Stage 6 Fast Food	Stage 7 Office	Stage 8 Retreat	Stage 9 Garage	Stage 10 Here they
SSR - Marksman											
1 Fletcher, Richard	264.18 (3)	33.49 (0)	19.68 (0)	16.14 (0)	21.64 (0)	27.39 (0)	30.35 (2)	26.65 (0)	36.16 (1)	35.67 (0)	17.01 (0)
2 Boyce, Steve	268.15 (71)	33.43 (7)	22.98 (5)	16.36 (3)	21.77 (2)	20.55 (4)	36.03 (19)	27.13 (10)	32.70 (3)	40.11 (17)	17.09 (1)

Stage Descriptions

- Stage 1** - Car Jacking
- Stage 2** - ATM Robbery
- Stage 3** - Morning Suprise
- Stage 4** - One Fell Down
- Stage 5** - Shootout From Cover
- Stage 6** - Banging Good Fast Food
- Stage 7** - Range Office Challenge
- Stage 8** - Retreat To Cover
- Stage 9** - Garage Invasion
- Stage 10** - Here They Come

Key to Abbreviations:

- CDP** = Custom Defensive Pistol, such as 1911. Must be .45 ACP with maximum magazine load of 8 rounds
- ESP** = Enhanced Service Pistol, single action or SA/DA such as H&K P7 or CZ-75 or Springfield XD
- SSP** = Stock Service Pistol, double action or 'Safe Action' such as Glock or SIG
- ESR** = Enhanced Service Revolver, rimmed or rimless ammo, full moon clip, power factor of 165,000
- SSR** = Stock Service Revolver, rimmed case ammo, no full moon clips